

HIGH PRESSURE PUMPS

Filter press feed pump

Well injection

Viscous product

Paint & resin

Chemical

Pressure spraying

Food processing

HIGH PRESSURE PUMP SOLUTIONS

Wilden Pump & Engineering, LLC offers a wide range of rugged high-pressure pumps with the latest technological advancements in Air Distribution Systems (ADS). Wilden's reliable high pressure pumps are able to transfer viscous, solid laden slurries at high discharge pressures.

Wilden's premiere simplex and duplex diaphragm and piston pump technologies can powerfully deliver pressures up


to 221 bar (3200 psig). Wilden's high pressure pumps do not require costly external boosters or amplifiers to achieve the pressure output needed for your application. Our high-pressure pumps perform a multitude of duties including filtration, chemical sludge transfer and general industrial applications. Wilden's high-pressure pumps deliver powerful, reliable and flexible solutions to the most challenging of pump applications.



WILDEN[®]
A DOVER COMPANY

ADVANCED™ DIAPHRAGM HIGH PRESSURE PUMPS

H800 HIGH PRESSURE PUMP



FEATURES

- H800 Air Distribution System (ADS)
- Duplex positive displacement technology
- 3:1 liquid discharge to air inlet pressure ratio
- Dead-head capability

PERFORMANCE

- Pump Size:** 51 mm (2")
- Max. Flow Rate (DI):** 360 lpm (95 gpm)
- Max. Flow Rate (SS):** 360 lpm (95 gpm)
- Max. Inlet Pressure:** 5.7 bar (85 psig)
- Max. Discharge Pressure:** 17.2 bar (250 psig)
- Max. Suction Lift:** Dry 3.6 m (12')
- Max. Size Solids (DI):** 12.7 mm (1/2")
- Max. Size Solids (SS):** 12.7 mm (1/2")
- Wetted Materials:** 316 Stainless Steel (SS)
Ductile Iron (DI)
- Liquid Connection:** DIN & ANSI


FEATURES

- H400S Air Distribution System (ADS)
- Simplex positive displacement technology
- 2:1 liquid discharge to air inlet pressure ratio
- Dead-head capability

PERFORMANCE

- Pump Size:** 38 mm (1-1/2")
- Max. Flow Rate (AL):** 242 lpm (64 gpm)
- Max. Flow Rate (SS):** 186 lpm (49 gpm)
- Max. Inlet Pressure:** 8.6 bar (125 psig)
- Max. Discharge Pressure:** 17.2 bar (250 psig)
- Max. Suction Lift:** Dry 3.1 m (10.1')
- Max. Size Solids (AL):** 8.0 mm (5/16")
- Max. Size Solids (SS):** 4.8 mm (3/16")
- Wetted Materials:** Aluminum (AL)
316 Stainless Steel (SS)
- Liquid Connection:** DIN & ANSI

H400S HIGH PRESSURE PUMP




FEATURES

- H200 Air Distribution System (ADS)
- Duplex positive displacement technology
- 3:1 liquid discharge to air inlet pressure ratio
- Dead-head capability

PERFORMANCE

- Pump Size:** 25 mm (1")
- Max. Flow Rate (DI):** 94 lpm (25 gpm)
- Max. Inlet Pressure:** 6.9 bar (100 psig)
- Max. Discharge Pressure:** 20.7 bar (300 psig)
- Max. Suction Lift:** Dry 2.8 m (9.1')
- Max. Size Solids:** 6.4 mm (1/4")
- Wetted Materials:** Ductile Iron (DI)
- Liquid Connection :** BSPT & NPT

H200 HIGH PRESSURE PUMP



ADVANCED™ PISTON HIGH PRESSURE PUMPS

H25S HIGH PRESSURE PUMP



FEATURES

- Accu-Flo™ Air Distribution System (ADS)
- Electronically controlled
- Simplex positive displacement technology
- 13:1 pressure amplification
- Run-Dry capable
- Dead-head capable

PERFORMANCE

- Pump Size:** 6 mm (1/4")
- Max. Flow Rate:** 4.1 lpm (1.1 gpm)
- Max. Inlet Pressure:** 8.6 bar (125 psig)
- Max. Discharge Pressure:** 110.3 bar (1600 psig)
- Max. Suction Lift:** Dry 7.8 m (25.5')
- Max. Size Solids:** Clear fluids only
- Wetted Materials:** Aluminum
- Connection Type:** NPT

FEATURES

- Pro-Flo™ Air Distribution System (ADS)
- Pneumatically controlled
- Duplex positive displacement technology
- 26:1 pressure amplification
- Run-Dry capable
- Dead-head capable

PERFORMANCE

- Pump Size:** 10 mm (3/8")
- Max. Flow Rate:** 7.6 lpm (2 gpm)
- Max. Inlet Pressure:** 8.6 bar (125 psig)
- Max. Discharge Pressure:** 220.6 bar (3,200 psig)
- Max. Suction Lift:** Dry 7.1 m (23.2')
- Max. Size Solids:** Clear fluids only
- Wetted Materials:** Aluminum
- Connection Type:** 10 mm 3/8" 37° flare tube fitting

H38 HIGH PRESSURE PUMP



ADVANCED
E R I E S



UH SERIES



FEATURES

- Uni-Flo™ Air Distribution System (ADS)
- Duplex technology
- All plastic pumps
- Machined Nylon center section
- Adjustable manifold connections
- Three compact and robust sizes

PERFORMANCE

- Pump Size:** 13 mm (1/2") - 38 mm (1-1/2")
- Max. Flow Rate:** 333 lpm (88 gpm)
- Max. Inlet:** 7 bar (100 psig)
- Max. Discharge:** Pressure 15 bar (218 psig)
- Max. Suction Lift:** Dry 2.0 m (6.6')
- Max. Size Solids:** 8.0 mm (5/16")
- Wetted Materials:** UHMW Polyethylene
- Liquid Connection:** DIN & ANSI

FEATURES

- Uni-Flo™ Air Distribution System (ADS)
- Duplex technology
- Conductive Polyethylene center section
- ATEX compliant

PERFORMANCE

- Pump Size:** 19 mm (3/4")
- Max. Flow Rate:** 67 lpm (18 gpm)
- Max. Inlet Pressure:** 7 bar (100 psig)
- Max. Discharge Pressure:** 15 bar (218 psig)
- Max. Suction Lift:** Dry 2.5 m (8')
- Max. Size Solids:** 9 mm (11/32")
- Wetted Materials:** Stainless Steel
- Connection Type:** BSPT & NPT

UC SERIES



WILDEN®

A **DOVER** COMPANY

22069 Van Buren Street, Grand Terrace, CA 92313-5607
Telephone 909-422-1730 • Fax 909-783-3440
wilden@wildenpump.com

Your Distributor: